

# Monthly Commentary 4<sup>th</sup> May 2015

April was a mixed month for the markets. US equities were largely flat, while Eurozone equities fell and Emerging Market ones, led by BRC (Brazil, Russia and China) did very well. There were however some big reversals in the trends as the trades that had proven to be big winners in the year to date reversed in a meaningful way. The almost universal one-way bets that had worked up to now, caused a lot of pain for many investors. These included sizeable falls in the USD, developed-market government bonds and the German stock market, coupled with a huge rise in the price of oil.

Why this reversal? If one was to read the mainstream press, the biggest culprit was the accumulation of negative data on the the US economy. As a result, the argument goes, the Fed would delay raising rates. It also implies that with China sputtering, the Eurozone out of life support - but not exactly able to run - the only other source of global demand (US), is struggling.

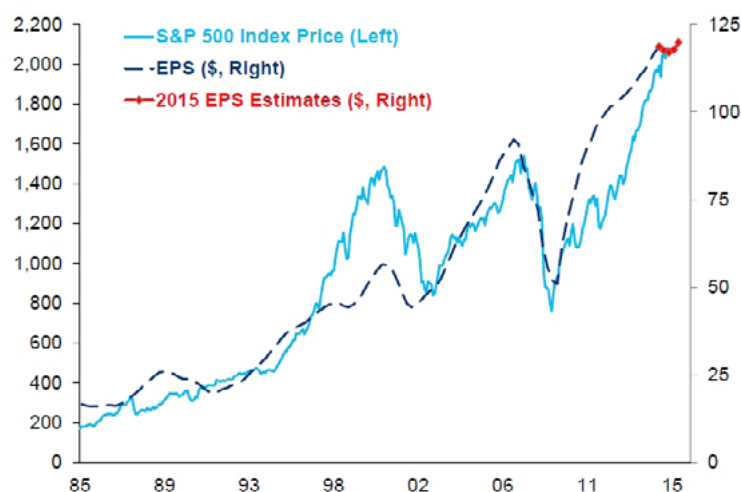
We are not as pessimistic. Taking one major region at a time, below are the reasons:

## The US

We still expect a steady expansion in the US economy as the current economic cycle still seems only middle-aged, despite its current (long in the tooth) 6-year duration. For example, there is still plenty of available labour, and there is a way to go to reach full capacity. At the same time lower energy costs (despite the recent rises, oil prices are at almost half their levels of a year ago) and continuing low rates are a boon to the consumer, who drives most of the economy. There is also room for a pick-up in capital spending, which has been below par for many years, as well as continuing strong M&A activity as companies make better use of their huge cash piles through acquisitions. M&A volume as a percentage of total market capitalisation is still 40% below the average, indicating that there is a lot further to run for M&A. The market usually peaks 8 months after the crest in M&A activity. **In the end, all this should feed into stronger earnings growth, which is the single biggest driver of the markets.** The chart below from Citigroup shows the close correlation between earnings growth and market performance.

*Despite the recent bull market, U.S. shares have not eclipsed earnings gain...*

### S&P 500 Stock Index vs. Operating EPS



Sources: Standard & Poor's, Haver Analytics, Citi Private Bank as of April 2015.



---

## Eurozone

Markets pulled back from their recent highs as the Euro strengthened versus the USD and bond yields surged (from admittedly very low levels). Many think the markets ran too far too fast and that the anaemic EU fundamentals do not justify further gains. **While we agree that markets moved too fast and were more than due a correction, we do not think that this is it.** Euro strength can partially be explained by the large inflows from abroad into Eurozone equities. Nevertheless, the big bazooka of QE is still ongoing and for a while longer. The massive extra liquidity, with credit becoming more easily available across the board can only be a good thing for both the economy and the markets.

## China

Policymakers in China have acknowledged the dual problems of local government debt and overcapacity, and their policy response to both has been commendable. They have been making changes to their capital markets so that they can more easily absorb defaults. At the same time, investment (which is a disproportionately large part of their economy) is becoming more targeted and effective. Both their fiscal and monetary policies are addressing China's structural imbalances in a "slower growth" environment. As for their markets, they have been on a tear this year, up more than 80%. Yet, they do not seem to be in bubble territory yet as company valuations are not super-inflated. **In fact the Chinese market is still 20% below its previous peak, yet corporate earnings are almost 60% higher than they were then.**

## Russia

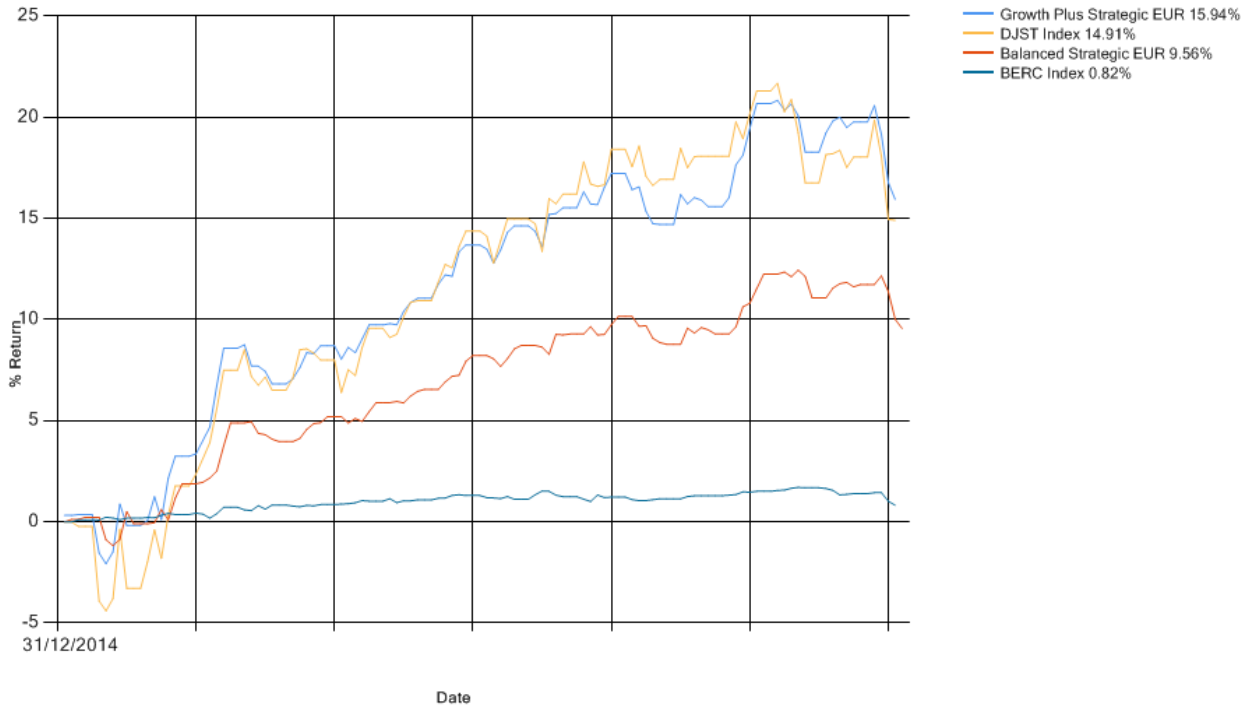
Who cares? Despite its vast oil and gas reserves, Russia continues to be a very small player in the global economy...

## Elgin Portfolios YTD assessment

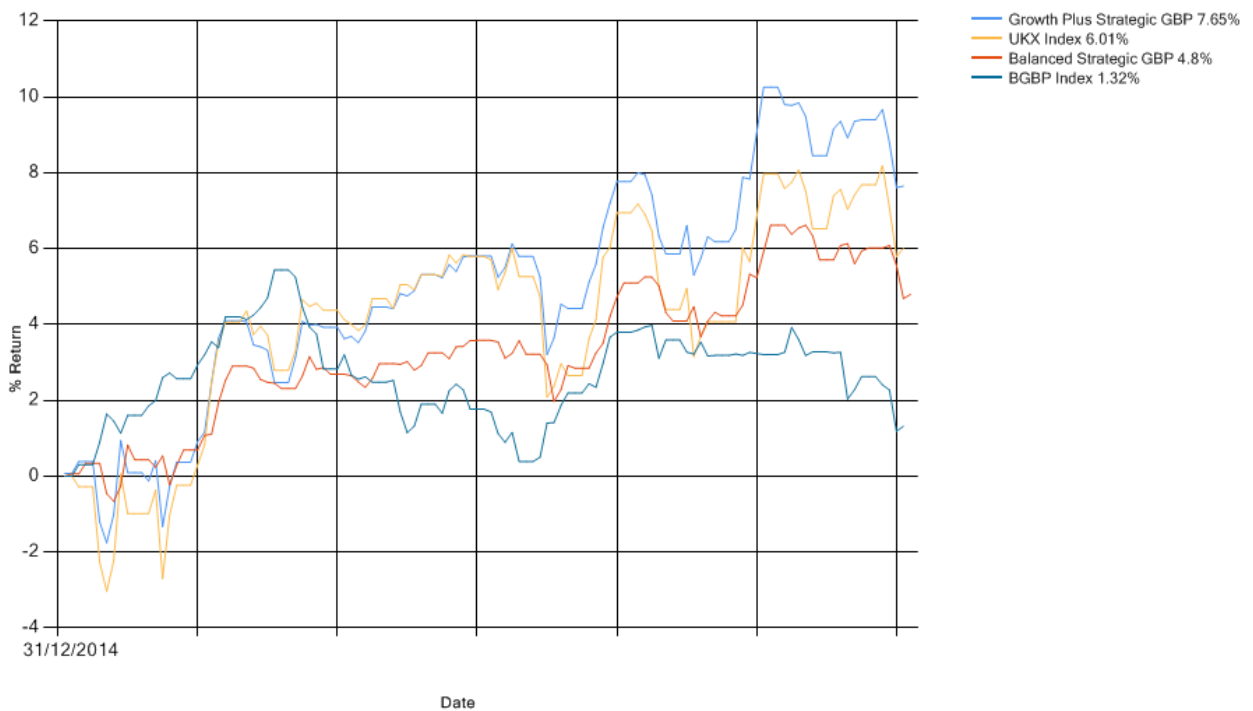
All of the above reasons keep us with a slight tactical overweight to equities, as we have not rebalanced our allocations despite the equity component outpacing the other asset classes in our portfolios. At this stage it makes sense to take stock of how our strategies have performed so far in 2015. The three charts below show how our Balanced (approximately 50% in equities) and Growth Plus (95% in equities) strategies have fared versus the respective equity and bond benchmarks. In the case of equities we use the S&P 500 (USD), Euro Stoxx 50 (EUR) and the FTSE 100 (GBP), and for bonds we use the relevant Bloomberg Investment Grade Bond Indices in those currencies.



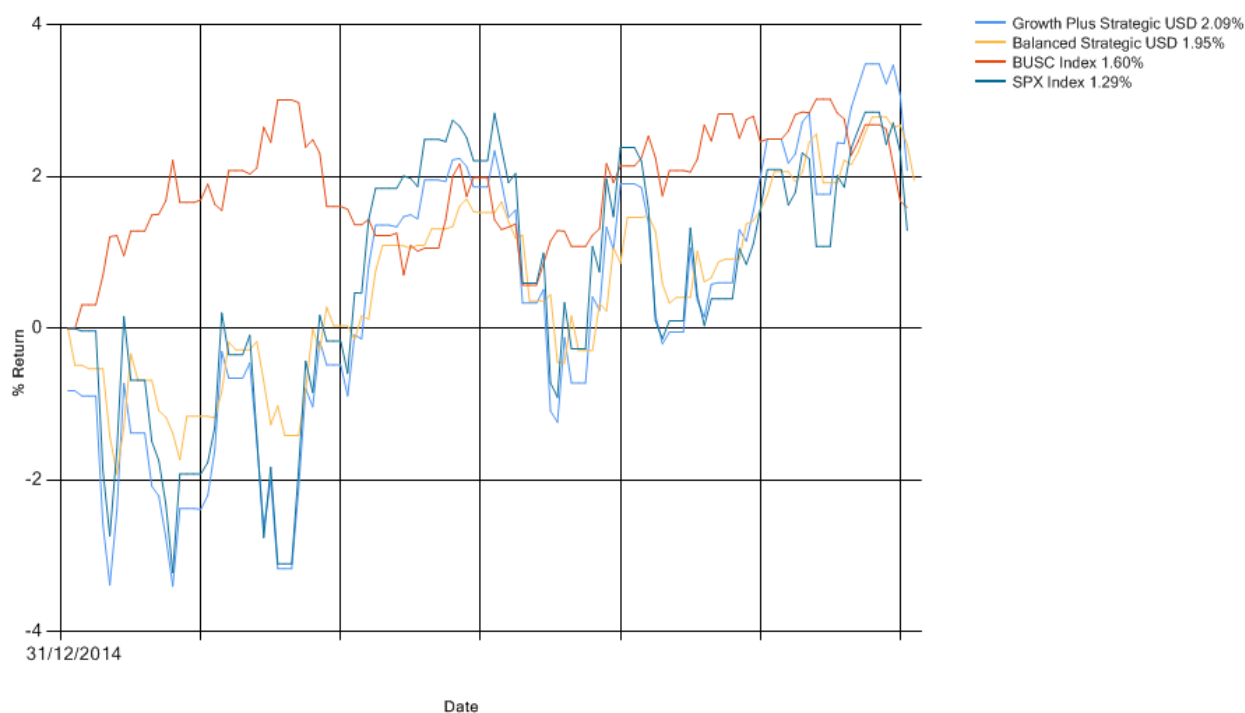
As you can see below, in all cases, our strategies have been robust. Both our strategic allocations (to low cost index trackers or superior long-only funds) and our tactical deviations (to our favourite equity themes) have served our clients well. You will notice that the balanced portfolios have performed very well, with much lower volatility (risk) than the markets.



Elgin EUR Balanced and Growth Plus strategies vs EUR Equities and Bonds



Elgin GBP Balanced and Growth Plus strategies vs GBP Equities and Bonds



Elgin USD Balanced and Growth Plus strategies vs USD Equities and Bonds

In all of the above cases, the Elgin Growth Plus strategies did better than the respective equity benchmarks. The Balanced strategies were closer to the equity rather than the bond indices.

So while a volatile summer might be on the way, we still believe that the macro backdrop favours equities, especially when compared to bonds.

The Elgin Analyst Team

#### Disclaimer

All information contained herein and any opinions expressed in it are intended solely for the use of customers of Elgin AMC ("Elgin"). This document is not, and should not be construed as an offer or solicitation to buy or sell any product, security or any other financial instrument. Any opinions expressed in this document are subject to change in that notice. This information is a marketing communication for the purpose of the European Markets in Financial Instruments Directive (MiFID) and CySEC's Rules. It has not been prepared in accordance with the legal requirements designed to promote the independence or objectivity of investment research. This document is not based upon detailed analysis by Elgin of any, market, issuer or security named herein and does not constitute a formal research recommendation, either expressly or otherwise. It is not investment advice and does not take into account the investment objectives and policies, financial position or portfolio composition of any recipient. This document should not be relied upon as authoritative or taken in substitution for the exercise of your own commercial judgment. This document has been prepared on the basis of economic data, trading patterns, actual market news and events, and is only valid on the date of publication. Elgin does not make any guarantee, representation or warranty, (either expressly or impliedly), as to the factual accuracy, completeness, or sufficiency of information contained herein. This document has been prepared by the author based upon informational sources believed to be reliable and prepared in good faith. Elgin does not make any representation or warranty, express or implied, as to the accuracy, completeness or correctness of this information. Elgin does not accept any liability for any loss or damage, howsoever caused, arising from any errors, omissions or reliance on any information or views contained in this document. The value of any securities mentioned in this document may move up or down, and the value of securities denominated in other currencies will also be subject to fluctuations in the relevant exchange rates. Securities issued in emerging markets are typically subject to greater volatility and risk of loss. Elgin's officers, directors and employees may own or have positions in any investment(s) mentioned herein or related thereto and may, from time to time, add to or dispose of any such investment(s). This information is the intellectual property of Elgin. Redistribution or dissemination of this document is prohibited.

Elgin AMC is a trading name of Numisma Capital Ltd. Numisma Capital Ltd is regulated by the Cyprus Securities and Exchange Commission (CIF licence no. 122/10) Additional information from Elgin AMC is available upon request at [info@elgingamc.com](mailto:info@elgingamc.com)